



How to Change Your Medical Group

When you enrolled in your Blue Cross and Blue Shield of Illinois (BCBSIL) HMO plan, you and your covered family members were each asked to select a contracting medical group. You can change your medical group at any time.

It's quick and easy to change to a different medical group online through Blue Access for MembersSM (BAMSM) either on the **Coverage** page or through the **Find Care** page.

If you are not already registered on BAM, simply:

- Go to **bcbsil.com**.
- Click the **Log In** tab, and then click the **Register Now** link.
- Use the information on your BCBSIL ID card to complete the process.
- Then, log in to BAM.

Find Care page

BlueCross BlueShield of Illinois

Español | Language Assistance | Messages | New | My Account

Dashboard | Claims | Coverage | Spending | Find Care | Wellness

Find Care

Medical | Pharmacies | Find Rx Drugs | Vision

Doctors & Hospitals

Use Provider Finder® to search for doctors and hospitals near you. To make sure the service is covered, always confirm that the provider you choose is in your plan network.

Cost Estimator

When you use Provider Finder, you can compare costs for a medical service. You also can estimate the cost for more than 1,700 procedures, treatments and tests.

Global Core

You can use Blue Cross Blue Shield Global® Core to find doctors and hospitals outside of the United States, Puerto Rico and U.S. Virgin Islands. You can also find other valuable resources to help you stay safe and healthy around the world.

Find a Doctor or Hospital

Visit Global Core

Medical Group for: Member name

ACCESS COMMUNITY HEALTH NETWORK (Effective Jul 1, 2023)

ADVOCATE CONDELL PHYS PARTNERS

Change Medical Group

Coverage Page

BlueCross BlueShield of Illinois

Español | Language Assistance | Messages | New | My Account

Dashboard | Claims | Coverage | Spending | Find Care | Wellness

Coverage and Benefits

Prior Authorizations

Medical | Pharmacy | Vision

Plan name: HMO

Member ID Card

View Plan and Member Details

Benefit Highlights | Primary Care Provider

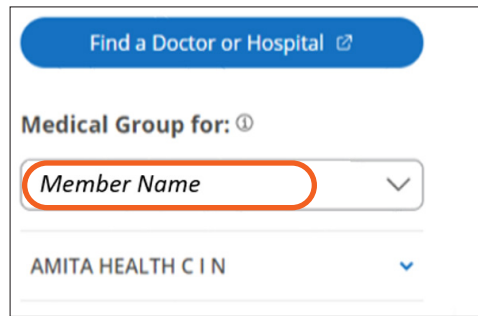
Medical Group: PROGRESS HEALTH

Change Medical Group

Follow these steps:

Step 1:

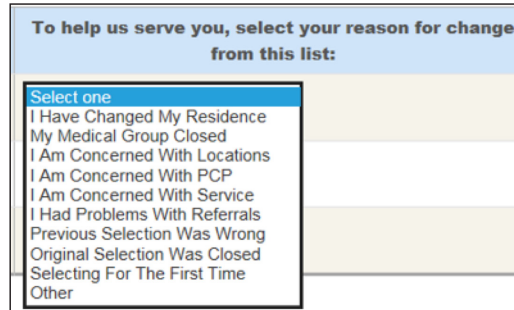
On the **Change Primary Care Physician (PCP) – Select Member** page, select the person whose Medical Group needs to be changed.



Step 2:

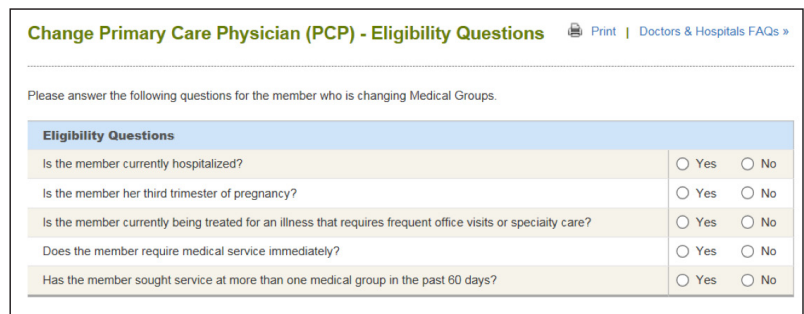
Click the drop-down arrow under **To help us serve you**, select your reason for change from the list. In the list that appears, click the reason for the change.

Once you change your Medical Group, we will send you and ID Card with the information for your new Medical Group. Confirm the address to which the new ID Card to be sent.



Step 3:

On the **Change Primary Care Physician (PCP) – Eligibility Questions** page, answer each question for the member who is changing Medical Group.



Eligibility Questions	
Is the member currently hospitalized?	<input type="radio"/> Yes <input type="radio"/> No
Is the member her third trimester of pregnancy?	<input type="radio"/> Yes <input type="radio"/> No
Is the member currently being treated for an illness that requires frequent office visits or specialty care?	<input type="radio"/> Yes <input type="radio"/> No
Does the member require medical service immediately?	<input type="radio"/> Yes <input type="radio"/> No
Has the member sought service at more than one medical group in the past 60 days?	<input type="radio"/> Yes <input type="radio"/> No

Step 4:

On the **Change Medical Group – Search for and select a Medical Group** page, enter the search criteria, and then click **Search**.



How would you like to search for your Medical Group?

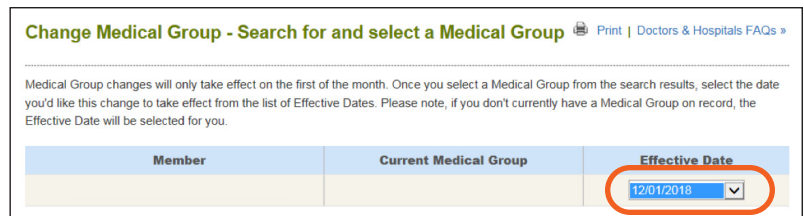
☐ **By Medical Group**
Select this option to search for a Medical Group

☐ **By Primary Care Physician in a Medical Group**
Select this option if you have a physician in mind, but are looking for the physician's medical group name and number.

☐ **By Medical Group Number**
Select this option if you know the 3 digit number for the Medical Group.

Step 5:

In the search results, select the desired Medical Group, select the effective date from the list, then **Apply**.



Change Medical Group - Search for and select a Medical Group [Print](#) [Doctors & Hospitals FAQs](#)

Medical Group changes will only take effect on the first of the month. Once you select a Medical Group from the search results, select the date you'd like this change to take effect from the list of Effective Dates. Please note, if you don't currently have a Medical Group on record, the Effective Date will be selected for you.

Member	Current Medical Group	Effective Date
		12/01/2018



If you have any questions about changing your medical group or need any help making the change, you can call our customer service department at the number on the back of your identification card or through the Message Center on BAM.